

Scaled data based on original data using
LM-79-08 Approved Method: Electrical and Photometric Measurements of Solid-
State Lighting Products

Test Report Prepared for
Cooper Lighting Solutions
(formerly Eaton)

Brand: INVUE

Report Number: P139459

Luminaire Tested: **ENC-E01-LED-E1-BL2-7030**

Issue Date: 03/03/2020

Test Information

Test Method: LM-79-08
Report Number: P139459
REPORT IS SCALED FROM IESNA LM-79-08 TEST DATA (P33644)
Test Lab: INNOVATION CENTER-P3
Issue Date: 03/03/2020
Manufacturer: COOPER LIGHTING SOLUTIONS (FORMERLY EATON)
Product Line: INVUE
Catalog Number: ENC-E01-LED-E1-BL2-7030
Description: ENTRI LED LUMINAIRE
(1) LIGHTBARS WITH AccuLED OPTICS - TYPE 2
Light Source: (21) 3000K CCT, 70 CRI LEDs
Ballast/Driver: -

Summary

Lumens per Lamp: N/A
Luminaire Lumens: 2500.8 lumens
Efficiency: N/A
Efficacy: 101.2 lumens/watt
Luminous Opening: Rectangular (W 1' x L: 0.17' x H: 0')
IES Classification: Type II - Short - Semi-Cutoff
BUG Rating: B1 - U0 - G1

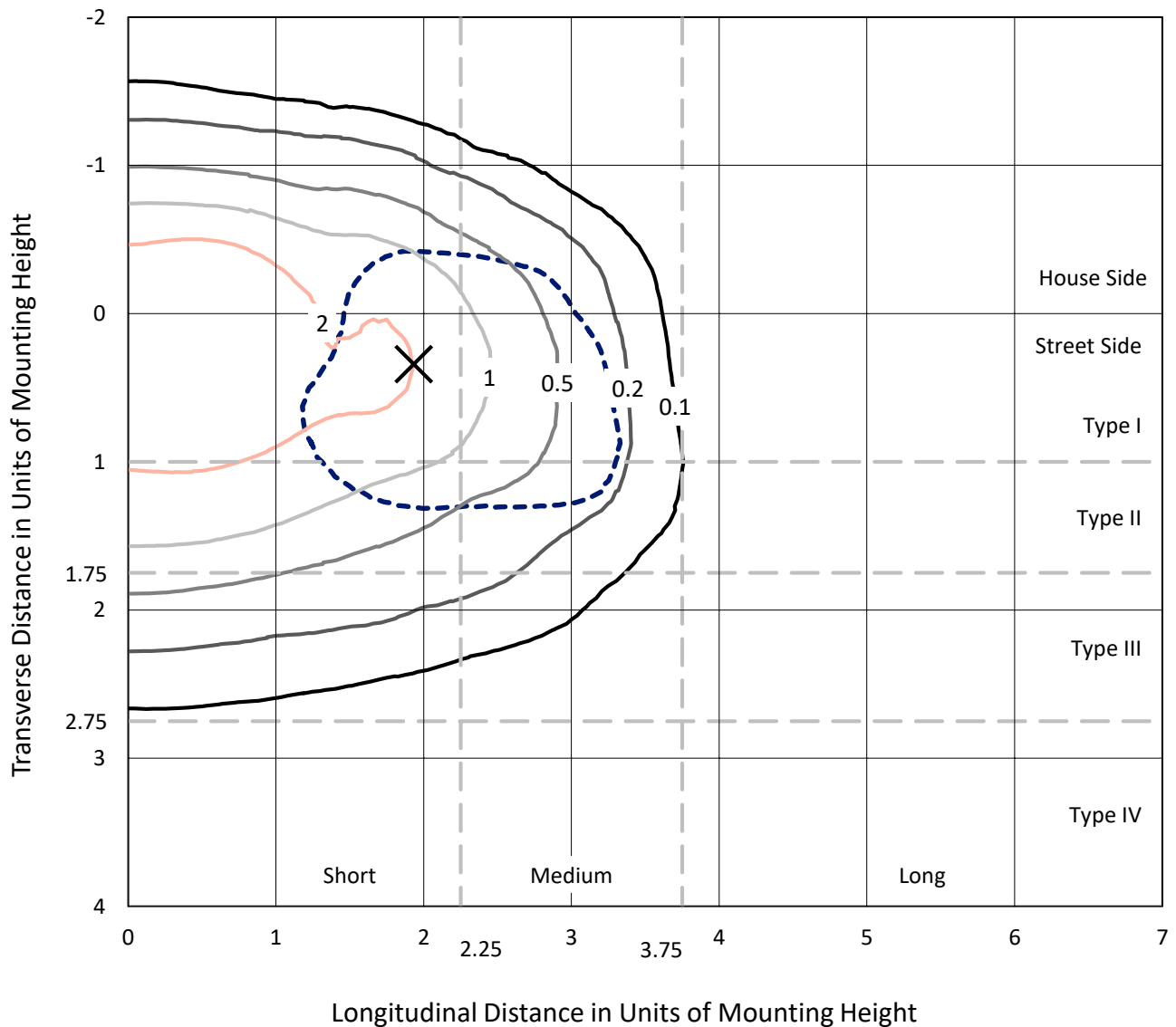
Input Watts (W): 24.7
Input Voltage (V): NR
Input Current (Ain): NR
Voltage Rise (V): NR
Power Factor: NR
Total Harmonic Distortion (THDi): NR
Frequency (hertz): 60
Stabilization Time: NR
Operation Time: NR
Ambient Temperature (°C): NR
Test Distance: 25 FT



REPORT NUMBER: P139459
 CATALOG NUMBER: ENC-E01-LED-E1-BL2-7030

Iso-Footcandle Lines of Horizontal Illumination

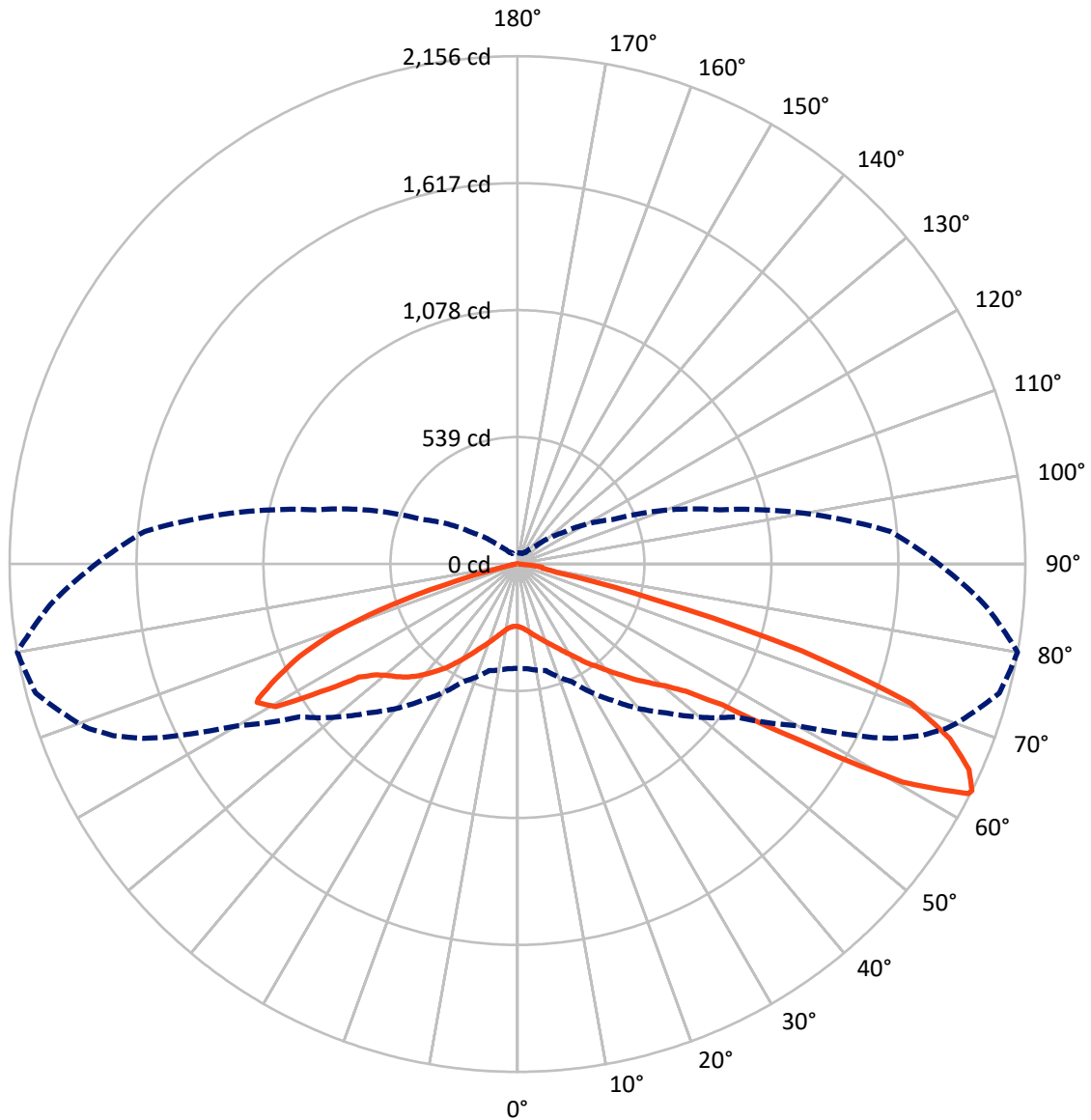
✕ Max cd
 - - - 1/2 Max cd



Based on 10 foot mounting height. Maximum calculated value = 3.3 fc
 Type II - Short - Semi-Cutoff

REPORT NUMBER: P139459
CATALOG NUMBER: ENC-E01-LED-E1-BL2-7030

Luminous Intensity Polar Plot



— Vertical Plane Through 80-Deg Lateral - - - Horizontal Cone Through 63-Deg Vertical

REPORT NUMBER: P139459

CATALOG NUMBER: ENC-E01-LED-E1-BL2-7030

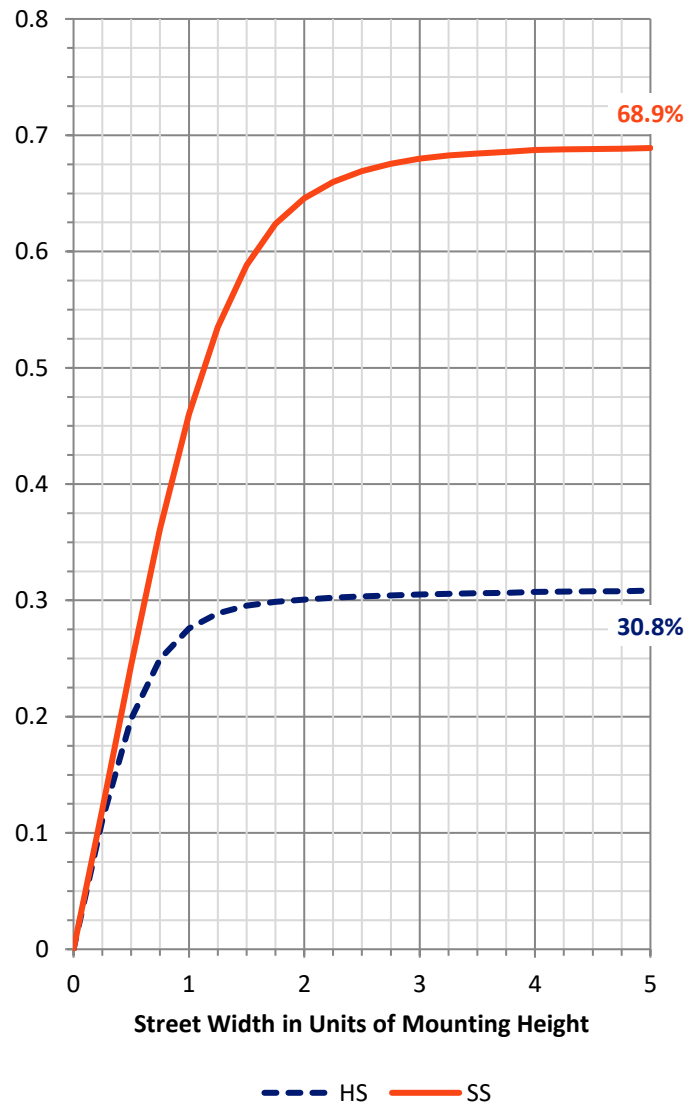
FLUX DISTRIBUTION:

		Downward	Upward	Total
House Side	Lumens	778.8	0.0	778.8
	% Fixture	31.1	0.0	31.1
Street Side	Lumens	1722.0	0.0	1722.0
	% Fixture	68.9	0.0	68.9
Total	Lumens	2500.8	0.0	2500.8
	% Fixture	100.0	0.0	100.0

Coefficient of Utilization

ZONAL LUMENS:

Zone	Lumens	% Fixture
0°-10°	26.5	1.1
10°-20°	91.1	3.6
20°-30°	171.1	6.8
30°-40°	271.6	10.9
40°-50°	409.9	16.4
50°-60°	576.1	23.0
60°-70°	672.2	26.9
70°-80°	259.8	10.4
80°-90°	22.6	0.9
90°-100°	0.0	0.0
100°-110°	0.0	0.0
110°-120°	0.0	0.0
120°-130°	0.0	0.0
130°-140°	0.0	0.0
140°-150°	0.0	0.0
150°-160°	0.0	0.0
160°-170°	0.0	0.0
170°-180°	0.0	0.0
0°-90°	2500.8	100.0
0°-180°	2500.8	100.0



REPORT NUMBER: P139459

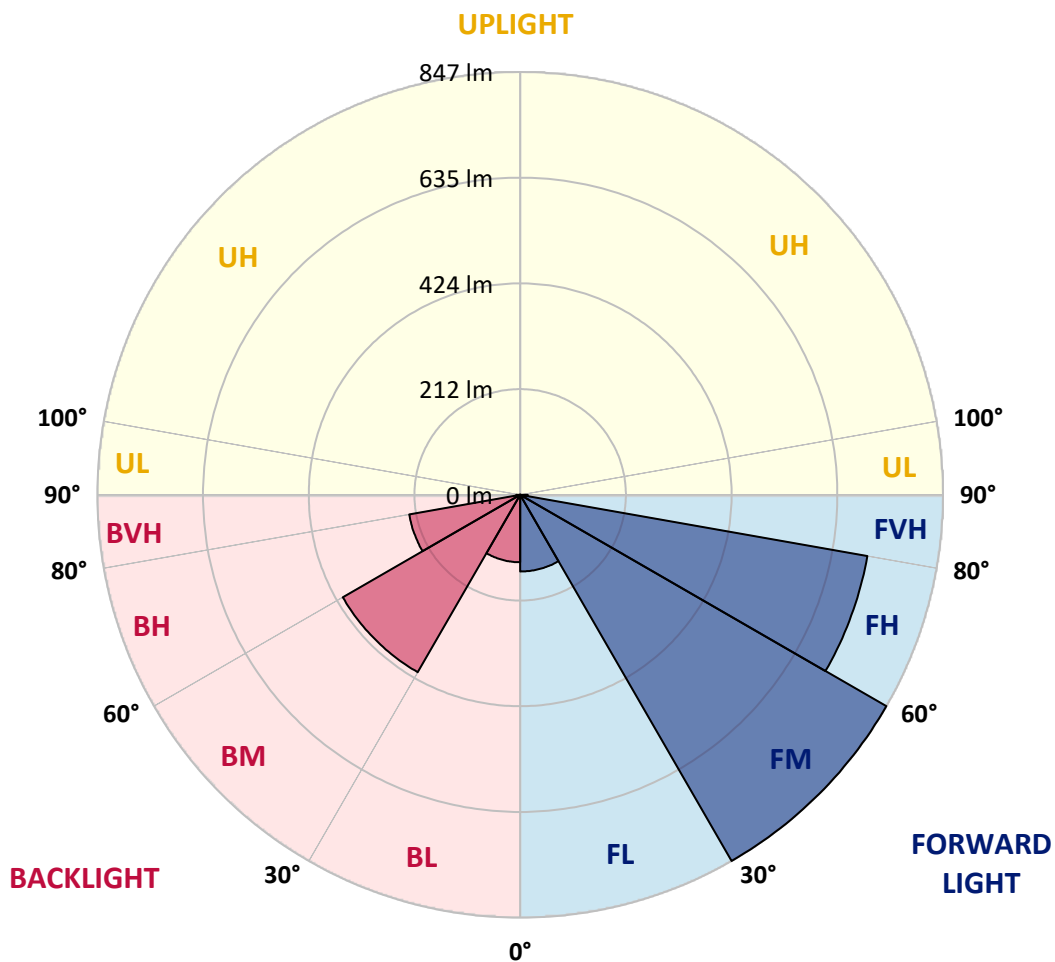
CATALOG NUMBER: ENC-E01-LED-E1-BL2-7030

LUMINAIRE CLASSIFICATION SYSTEM LUMEN TABLE AND BUG RATING:

Zone	Lumens	% Fixture	Zone Rating/Lumen Limit		
			B	U	G
FL (0°-30°)	153.6	6.1			
FM (30°-60°)	847.1	33.9			
FH (60°-80°)	706.2	28.2			G1/1800
FVH (80°-90°)	15.1	0.6			G1/100
BL (0°-30°)	135.1	5.4	B1/500		
BM (30°-60°)	410.4	16.4	B1/1000		
BH (60°-80°)	225.8	9.0	B1/500		G1/500
BVH (80°-90°)	7.6	0.3			G0/10
UL (90°-100°)	0.0	0.0		U0/0	
UH (100°-180°)	0.0	0.0		U0/0	

BUG Rating: B1-U0-G1

Type II Short





REPORT NUMBER: P139459

CATALOG NUMBER: ENC-E01-LED-E1-BL2-7030

CANDELA DISTRIBUTION (FULL):

	0°	5°	15°	25°	35°	45°	55°	60°	61°	62°	64°
0°	264.9	264.9	264.9	264.9	264.9	264.9	264.9	264.9	264.9	264.9	264.9
2.5°	278.1	277.2	277.7	277.2	277.2	276.3	273.5	273.5	273.1	273.5	272.6
5°	293.2	292.7	292.3	291.4	291.4	289.5	285.0	284.1	284.5	283.6	281.8
7.5°	310.1	309.6	308.7	306.9	306.0	303.2	296.8	295.9	295.5	294.6	293.2
10°	327.0	326.5	325.2	322.9	320.6	316.5	310.1	307.8	307.3	306.9	305.5
12.5°	344.3	343.0	343.4	339.3	335.7	330.6	323.3	321.0	320.6	320.1	319.7
15°	363.5	363.1	362.1	356.7	349.8	343.0	335.7	332.9	331.1	331.5	331.1
17.5°	381.8	381.3	378.1	370.4	361.2	353.5	344.3	342.5	342.5	342.0	342.0
20°	395.0	394.6	391.4	381.8	369.9	361.2	353.9	353.9	353.5	353.9	354.4
22.5°	401.0	401.0	396.9	386.3	373.6	367.2	364.9	366.3	366.7	367.2	368.1
25°	403.2	403.2	399.1	386.8	374.9	375.8	378.6	380.9	381.8	381.8	385.0
27.5°	407.4	407.8	402.3	389.1	379.5	388.2	395.0	398.2	399.6	400.5	404.6
30°	419.7	419.2	414.7	400.5	393.2	405.5	417.9	421.1	424.3	424.3	428.8
32.5°	438.0	437.5	434.8	423.8	420.6	436.1	447.1	453.9	453.5	454.4	457.6
35°	462.2	462.6	464.4	461.7	464.4	480.0	492.3	495.0	495.5	495.9	496.4
37.5°	489.6	490.0	500.1	508.7	521.1	543.9	551.2	552.6	549.4	549.4	548.5
40°	510.1	512.4	534.8	557.6	583.6	614.7	625.6	622.9	620.6	618.8	613.3
42.5°	552.1	553.5	577.2	610.1	646.7	689.6	708.8	699.6	699.2	690.9	686.8
45°	594.1	597.8	623.4	660.4	704.2	763.6	791.9	784.1	782.7	779.1	767.7
47.5°	627.5	632.5	660.8	704.6	754.9	823.4	874.1	879.6	876.4	872.2	863.1
50°	655.8	659.9	688.7	736.6	794.2	869.1	941.7	961.3	964.0	962.2	959.9
52.5°	674.1	678.2	706.5	757.6	817.0	902.8	991.9	1030.7	1038.9	1038.5	1048.1
55°	674.5	679.1	708.3	764.5	829.8	926.1	1038.5	1099.7	1109.7	1122.1	1142.6
57.5°	649.4	654.0	690.5	755.3	833.4	944.4	1083.7	1191.5	1218.9	1243.1	1299.7
60°	579.5	581.3	621.5	708.3	816.1	940.3	1117.9	1270.5	1309.3	1361.8	1453.1
62.5°	472.2	475.9	500.5	585.0	735.2	904.2	1131.6	1358.6	1422.5	1499.3	1645.4
63°	442.5	445.7	468.5	552.1	707.8	892.8	1131.2	1372.8	1443.1	1522.1	1679.7
65°	341.6	342.5	359.4	422.4	580.9	809.7	1106.5	1352.7	1441.7	1534.0	1699.3
67.5°	275.4	278.6	295.5	339.8	459.0	680.0	996.0	1171.8	1232.6	1323.4	1520.3
70°	215.6	221.0	237.0	287.2	391.4	547.6	838.0	978.2	1015.6	1059.0	1226.2
72.5°	142.5	143.9	146.6	174.4	273.1	426.1	697.3	792.8	807.4	838.5	920.2
75°	67.1	72.2	76.3	90.4	132.0	279.0	505.5	563.1	580.4	612.9	642.5
77.5°	29.2	28.8	30.6	41.6	69.4	124.2	314.6	416.0	422.0	414.7	401.9
80°	9.1	9.6	10.0	11.0	21.9	59.4	136.1	279.5	308.7	328.3	322.9
82.5°	0.9	0.5	1.4	2.7	4.6	8.7	51.1	131.1	164.9	202.3	250.3
85°	0.0	0.0	0.5	0.5	0.9	1.8	3.2	13.7	22.8	26.5	52.5
87.5°	0.0	0.0	0.5	0.5	0.9	1.4	1.4	1.8	1.8	1.8	1.8
90°	0.0	0.0	0.0	0.0	0.0	0.0	0.0	0.0	0.0	0.0	0.0



REPORT NUMBER: P139459

CATALOG NUMBER: ENC-E01-LED-E1-BL2-7030

CANDELA DISTRIBUTION (continued):

	65°	66°	67°	68°	69°	70°	75°	80°	85°	90°	95°
0°	264.9	264.9	264.9	264.9	264.9	264.9	264.9	264.9	264.9	264.9	264.9
2.5°	272.2	272.2	271.3	271.7	271.3	271.3	270.4	269.4	269.0	266.7	265.3
5°	281.8	281.8	281.3	280.4	280.4	279.9	277.7	275.4	274.0	271.3	268.5
7.5°	292.7	292.3	291.4	290.4	290.4	290.0	286.8	284.5	281.8	277.7	274.5
10°	305.5	305.1	304.1	302.8	302.8	302.3	299.1	295.5	293.2	288.2	284.1
12.5°	319.2	317.8	317.4	316.5	315.6	315.6	312.8	309.2	307.3	301.9	297.8
15°	330.6	329.7	329.3	328.8	328.3	327.4	325.2	322.0	320.6	316.0	312.8
17.5°	341.6	341.6	342.0	341.1	340.7	339.8	338.4	337.5	336.1	332.0	330.2
20°	354.4	354.4	355.3	354.8	354.4	355.7	355.3	354.8	354.8	351.2	349.8
22.5°	369.5	369.0	370.4	369.9	370.4	371.7	373.6	372.6	374.5	372.2	371.3
25°	386.8	386.3	387.7	388.6	389.5	390.5	394.1	395.0	397.3	396.9	395.0
27.5°	406.4	406.9	407.4	409.6	411.0	411.9	416.9	419.7	424.3	422.4	424.3
30°	429.3	431.6	433.4	435.7	436.1	437.0	445.3	448.0	450.3	451.7	454.4
32.5°	460.8	462.2	462.6	465.4	466.3	467.6	476.3	480.0	483.2	483.6	488.6
35°	499.1	500.1	501.4	502.8	504.6	503.7	513.8	519.2	523.3	523.8	529.3
37.5°	549.8	546.6	548.0	546.2	543.4	543.4	546.6	552.1	556.7	560.3	565.8
40°	610.6	608.3	607.8	603.7	599.2	595.0	593.2	596.4	600.1	603.3	610.1
42.5°	680.0	677.7	669.9	667.2	659.4	654.9	642.5	643.9	650.3	652.1	656.2
45°	761.3	753.1	750.3	733.4	730.2	723.8	700.5	698.7	704.2	704.6	701.9
47.5°	854.0	848.0	841.7	829.8	817.4	806.9	771.3	752.6	758.5	758.1	744.8
50°	954.9	954.0	944.4	936.6	925.7	910.6	847.1	812.9	817.4	813.3	789.1
52.5°	1051.3	1048.5	1048.1	1042.1	1038.0	1033.0	955.8	896.9	886.4	877.7	846.7
55°	1152.6	1159.5	1154.9	1164.5	1171.8	1170.9	1138.9	1052.6	999.2	992.4	944.9
57.5°	1321.6	1338.1	1360.0	1360.9	1380.5	1408.8	1466.4	1404.3	1270.5	1244.0	1180.5
60°	1515.2	1557.7	1612.5	1639.5	1681.5	1725.3	1869.6	1879.2	1692.0	1589.7	1473.2
62.5°	1709.8	1765.5	1830.4	1872.4	1924.4	1958.7	2111.2	2147.7	1976.9	1788.3	1596.5
63°	1750.9	1808.0	1864.1	1905.2	1949.1	1980.6	2117.6	2156.0	1992.5	1788.8	1588.8
65°	1772.4	1825.8	1869.6	1906.2	1935.4	1956.9	2065.1	2106.6	1971.9	1722.6	1501.5
67.5°	1609.3	1695.2	1750.4	1794.7	1824.4	1854.1	1953.7	1979.7	1884.2	1593.8	1369.1
70°	1332.1	1431.2	1518.4	1587.4	1638.6	1683.8	1788.3	1770.5	1688.3	1385.1	1161.3
72.5°	980.0	1066.3	1151.3	1229.4	1296.0	1353.6	1422.5	1261.3	1136.2	921.1	803.7
75°	659.0	677.7	716.5	755.3	779.5	796.0	753.5	600.5	487.7	437.5	382.7
77.5°	389.1	376.3	377.7	368.1	361.7	360.3	302.3	168.1	88.6	90.4	95.0
80°	310.5	296.4	281.3	264.4	253.5	241.6	196.8	107.8	38.4	31.1	32.4
82.5°	251.2	247.5	239.3	221.9	204.6	184.0	140.7	103.7	21.9	17.4	18.7
85°	48.9	54.8	49.3	53.9	40.2	37.9	22.4	24.2	8.7	7.8	9.6
87.5°	1.8	1.8	1.8	1.8	1.8	1.8	1.8	1.8	1.8	1.8	3.7
90°	0.0	0.0	0.0	0.0	0.0	0.0	0.0	0.0	0.0	0.0	0.0



REPORT NUMBER: P139459

CATALOG NUMBER: ENC-E01-LED-E1-BL2-7030

CANDELA DISTRIBUTION (continued):

	105°	115°	125°	135°	145°	155°	165°	175°	180°
0°	264.9	264.9	264.9	264.9	264.9	264.9	264.9	264.9	264.9
2.5°	263.0	261.2	259.8	258.0	257.1	255.7	255.3	253.9	254.4
5°	264.0	260.8	258.0	255.3	253.5	252.5	251.6	250.7	250.7
7.5°	268.5	264.4	261.2	258.0	256.7	254.8	254.4	253.0	253.0
10°	278.1	273.5	269.4	265.8	264.0	261.7	260.8	259.4	259.4
12.5°	292.3	288.2	283.6	278.1	274.5	271.7	269.4	268.5	268.5
15°	308.3	305.1	301.4	294.1	288.2	283.1	278.6	276.7	276.3
17.5°	327.4	324.7	321.0	312.8	303.2	292.7	285.0	281.3	280.9
20°	350.7	348.0	342.5	331.1	316.0	299.6	287.2	281.8	281.3
22.5°	374.5	374.5	365.3	346.6	324.2	302.3	285.9	278.6	277.2
25°	400.5	401.9	388.2	358.9	328.8	300.9	279.9	270.8	269.0
27.5°	432.0	430.6	407.8	368.5	329.3	295.5	270.4	259.4	257.6
30°	466.7	457.6	423.8	374.0	326.1	285.4	257.6	245.2	243.9
32.5°	501.4	481.8	435.7	374.9	316.9	270.8	240.7	227.9	226.1
35°	538.4	503.3	443.0	369.9	301.9	251.2	219.7	207.3	205.5
37.5°	569.5	519.7	445.3	356.7	279.0	228.3	200.5	187.7	184.5
40°	597.8	531.6	441.1	335.2	253.5	206.0	180.4	169.4	168.5
42.5°	623.8	537.0	426.5	307.3	227.9	186.8	163.5	153.0	152.1
45°	643.9	533.4	401.9	276.7	206.9	170.3	148.4	138.8	137.0
47.5°	656.7	520.2	368.1	251.2	189.5	153.4	132.0	121.9	120.1
50°	666.7	500.5	333.8	231.5	172.6	136.1	115.1	105.9	104.6
52.5°	680.0	475.4	304.1	213.7	153.0	116.5	97.7	89.1	87.7
55°	709.2	453.9	283.1	194.1	132.0	95.9	80.4	74.9	73.1
57.5°	808.3	461.2	269.9	170.3	107.8	77.2	66.7	63.5	63.0
60°	912.4	492.3	263.5	142.9	83.6	62.6	56.6	55.7	55.3
62.5°	907.0	464.4	237.0	112.3	64.4	51.6	48.9	49.3	49.3
63°	888.7	447.5	228.3	105.5	61.2	50.2	47.5	47.5	47.5
65°	778.2	379.5	185.4	79.9	51.1	44.8	42.5	42.9	43.4
67.5°	642.5	274.0	121.9	55.7	46.1	40.6	37.9	37.0	37.0
70°	491.4	184.5	72.2	48.4	45.7	37.9	33.3	32.4	32.4
72.5°	322.4	112.8	48.9	48.4	45.2	36.1	31.1	29.2	29.2
75°	148.0	55.7	40.6	46.6	42.9	33.3	27.4	25.1	24.7
77.5°	57.5	35.2	36.5	39.3	33.3	27.4	24.7	22.8	22.4
80°	33.3	28.3	32.0	28.3	24.2	21.0	21.0	19.6	19.2
82.5°	24.2	24.2	24.7	20.6	18.3	17.4	17.4	16.0	15.5
85°	17.4	17.8	20.6	16.4	14.2	12.3	11.4	11.4	11.0
87.5°	8.7	14.2	11.4	6.9	6.4	5.9	5.9	5.9	5.5
90°	0.0	0.0	0.0	0.0	0.0	0.0	0.0	0.0	0.0

(END OF REPORT)